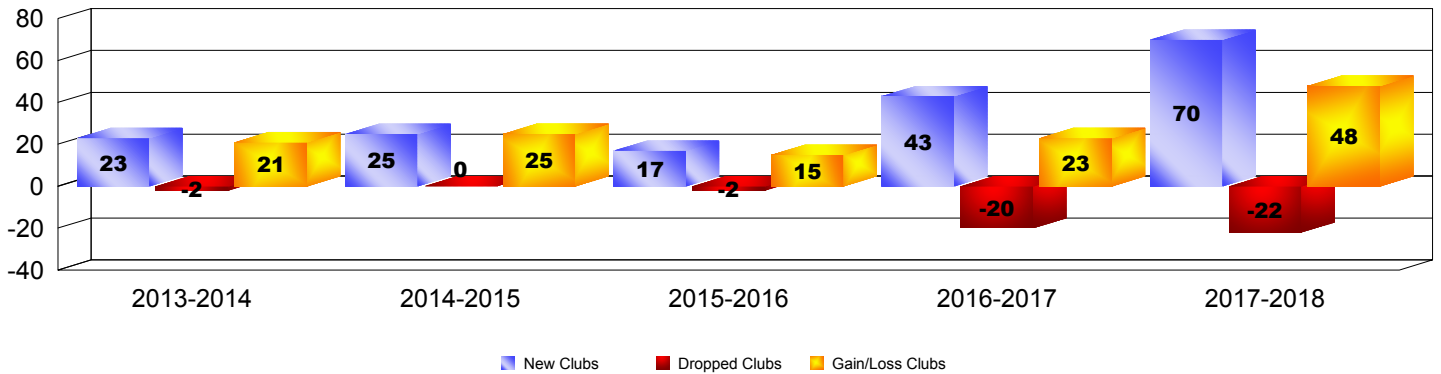
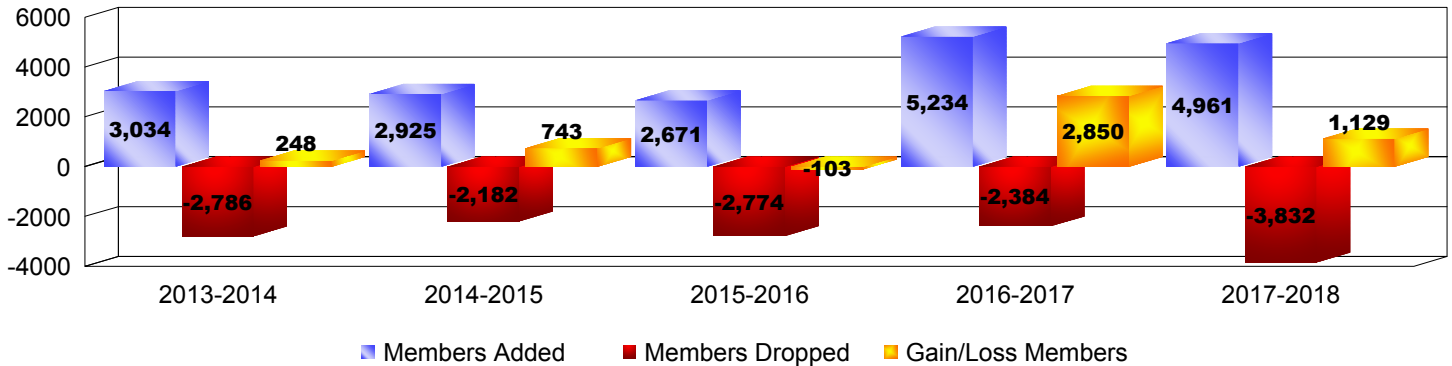


Year	New Clubs	Dropped Clubs	Gain/Loss Clubs	New Members	Charter Members	Reinstate Members	Transfer Members	Total Member Added	Total Members Dropped	Gain/Loss Members
2013-2014	23	-2	21	1961	821	196	56	3034	-2786	248
2014-2015	25	0	25	2020	723	156	26	2925	-2182	743
2015-2016	17	-2	15	1889	592	139	51	2671	-2774	-103
2016-2017	43	-20	23	3789	1173	218	54	5234	-2384	2850
2017-2018	70	-22	48	3071	1648	201	41	4961	-3832	1129
Average	36	-9	26	2546	991	182	46	3765	-2792	973

Clubs




Members



Membership Composition

June 2018 Cumulative



Gender Comparison

June 2018 Cumulative

